



ISI Emerging  
Markets Group

CEIC EMIS REDD

# EMIS for Universities

---

EMIS - Aggregator of company,  
industry and macroeconomic data  
for emerging markets



Marta Witczak  
Account Manager, CEE



# EMIS ON UNIVERSITY OF ORADEA

---



ISI Emerging  
Markets Group

CEIG EMIS REDD



Remote access outside of the University



Access to EMIS University CEE Region



EMIS as a source for master thesis, projects  
and presentations

# ABOUT EMIS DATABASE

EMIS database aggregates the economies of countries where high profitability goes hand in hand with high risk. We deliver time-consuming, hard-to-obtain news, research and analytical data on over **197 emerging markets** for more than **250 industry sectors**.



We are part of the international ISI Emerging Markets Group



Economic and financial information about companies, industries and economies in developing countries



The largest amount of data on companies and market reports



We provide local and international sources



Online access and on smartphones



Information from approx. 197 emerging markets

The EMIS database aggregates data on companies, sectors and macroeconomic data. For these modules, we collect numerous press releases, financial data and reports from local, regional and global sources. Additionally, EMIS has analytical tools that help you work with data.

**COMPANY  
DATA**

**INDUSTRY  
DATA**

**MACROECONOMIC  
DATA**

**ANALYTICAL  
TOOLS**

**PRESS NEWS / REPORTS**

# SOURCES IN THE EMIS SERVICE



ISI Emerging  
Markets Group

CEIG EMIS REDD

## MACROECONOMICS



**FOCUS**  
ECONOMICS



## INDUSTRIES

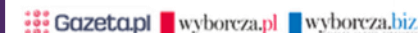


## COMPANIES



## NEWS

RZECZPOSPOLITA



**SeeNews**

Business Intelligence  
for Southeast Europe

**Business**  
MAGAZIN

**Puls**  
Biznesu



**L'Expansion**

**Caixin**  
GLOBAL

We publish over **52,000 articles daily** and provide access to over **6,000. sources**



# ANALYTICAL TOOLS



ISI Emerging  
Markets Group

CEIG EMIS REDD

The screenshot shows the 'Company Screener' interface. It includes a 'Filters' section on the left with dropdowns for 'Enter keyword(s)', 'Poland', 'USD', 'Million', 'Fiscal Period: FY', 'Fiscal Year: Latest', and 'Consolidated Preferred'. The 'Results' section on the right shows a table of companies found (671,275). The table has columns: Num, Country, Company, Total operating revenue, Fiscal Year, Audited, Consolidated, and Source. Three companies are listed: 1. PKN Orlen S.A. (24,602.21), 2. Jeronimo Martins Polska S.A. (15,723.63), and 3. PGE S.A. (11,741.43).

Num	Country	Company	Total operating revenue	Fiscal Year	Audited	Consolidated	Source
1	Poland	PKN Orlen S.A.	24,602.21	2020	Audited	Consolidated	Financial Data Box - Listed companies financials
2	Poland	Jeronimo Martins Polska S.A.	15,723.63	2020	Audited	Individual	KRS - Financial statements
3	Poland	PGE S.A.	11,741.43	2020	Audited	Consolidated	Financial Data Box - Listed companies financials

## COMPANY SCREENER

Filtering companies by the expected criteria (e.g. financial data, sector, shareholders, etc.)

The screenshot shows the 'Benchmark' interface. It includes a 'Key Indicators' section with tabs for 'Balance Sheet', 'Income Statement', 'Cash Flow', and 'Rankings'. Below this is a 'My Benchmark Industries tools' section with buttons for 'Import from Industry', 'Add Industry', 'Delete Industry', 'Edit Industry', 'Copy Company to Industry', and 'Add Company Data'. The main table shows aggregated financial data for industries, with columns for 'Year' (2020, 2019, 2018, 2017, 2016) and rows for 'Companies in Industry' and 'Size'.

Year	2020	2019	2018	2017	2016
Companies in Industry	368	396	408	415	426
Size	2020	2019	2018	2017	2016

## BENCHMARK

Aggregated financial data for industries

The screenshot shows the 'EMIS Credit Analytics - Summary' interface. It includes a 'Fiscal Year: 2019 Companies in Industry: 82 Thousands PLN' section. The main table shows the 'EMIS Financial Score' (BB - Moderate Low Risk) and the 'EMIS Credit Quota' (835,741). The table also shows the 'EMIS Benchmark Score' and the 'EMIS Trend Score'.

EMIS Financial Score	EMIS Credit Quota	EMIS Benchmark Score	EMIS Trend Score
BB - Moderate Low Risk	835,741		
AA			
A			
BB			
B			
CC			
C			
D			
E			

## CREDIT ANALYTICS

Company vs. sector analysis

The screenshot shows the 'Search Engine' interface. It includes a search bar with the keyword 'energy'. Below the search bar are filters for 'All', 'News', 'Reports', 'Companies', 'Sources', and 'More'. The filters include 'Last 12 Months', 'Romania', '2 Languages', 'Sources', 'Industries', 'Topics', 'Document Format', 'Pages: ALL', and 'Hide Similar Articles'.

Search	Filters
energy	All, News, Reports, Companies, Sources, More
	Last 12 Months, Romania, 2 Languages, Sources, Industries, Topics, Document Format, Pages: ALL, Hide Similar Articles

## SEARCH ENGINE

Filtering all information available in the database by keywords



Over 2.3 million companies in Europe and approx. 10 million in the world



Over 5.2 million news for Europe and over 14 million for the world in the last 12 months



Approx. 44 thousand reports in Europe and over 175 thousand in the world in the last 12 months



Over 2 thousand sources (press news, reports) in Europe and over 6 thousand in the world



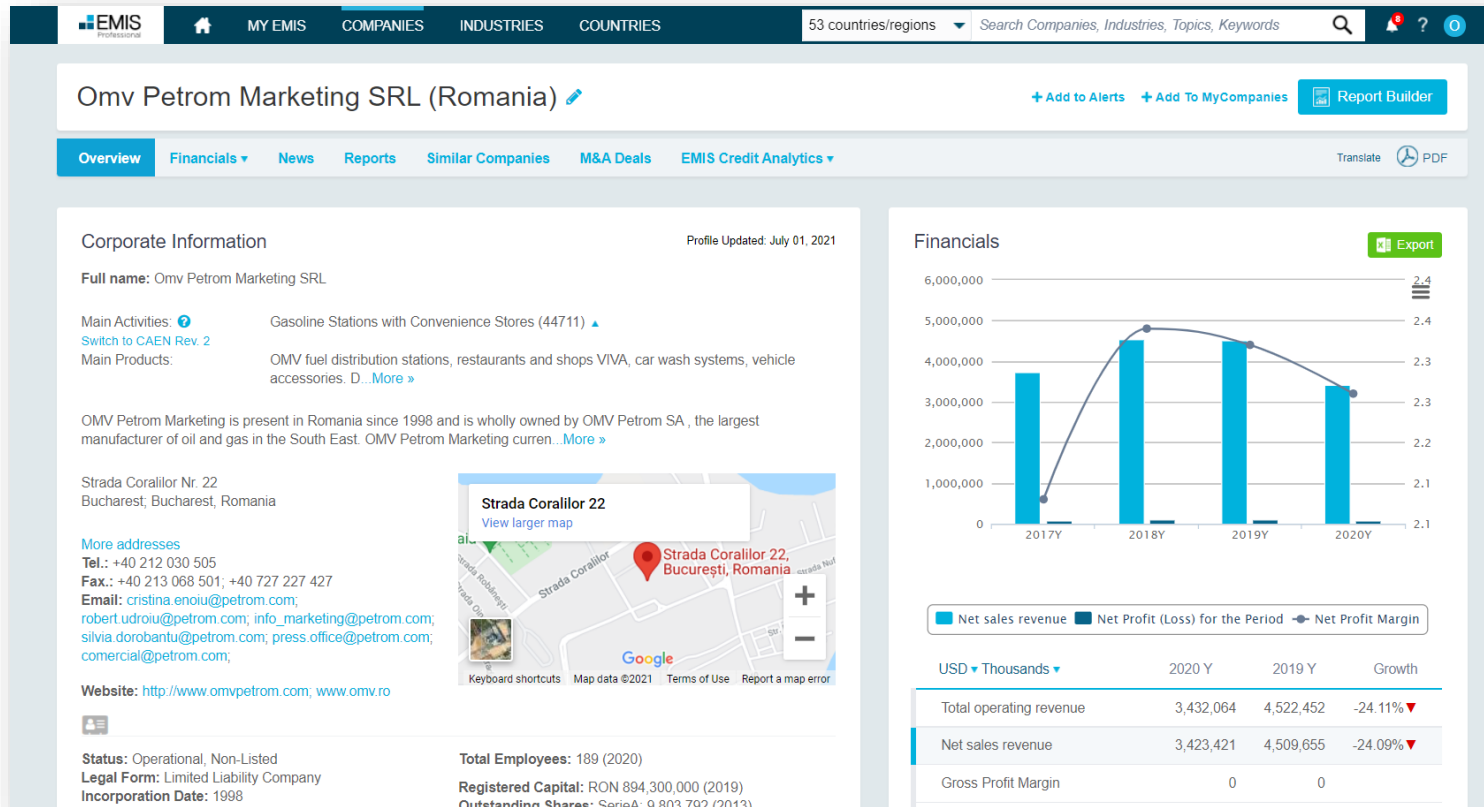
Approx. 71 thousand M&A transactions on European markets, over 160 thousand in the world

# COMPANY DATA



ISI Emerging  
Markets Group

CEIG EMIS REDD



## COMPANY DATA



Corporate  
Information



Industry  
classification



Addresses &  
numbers



Key  
Executives



Financial  
Statements



Ratios &  
Multiples



Company news  
& reports



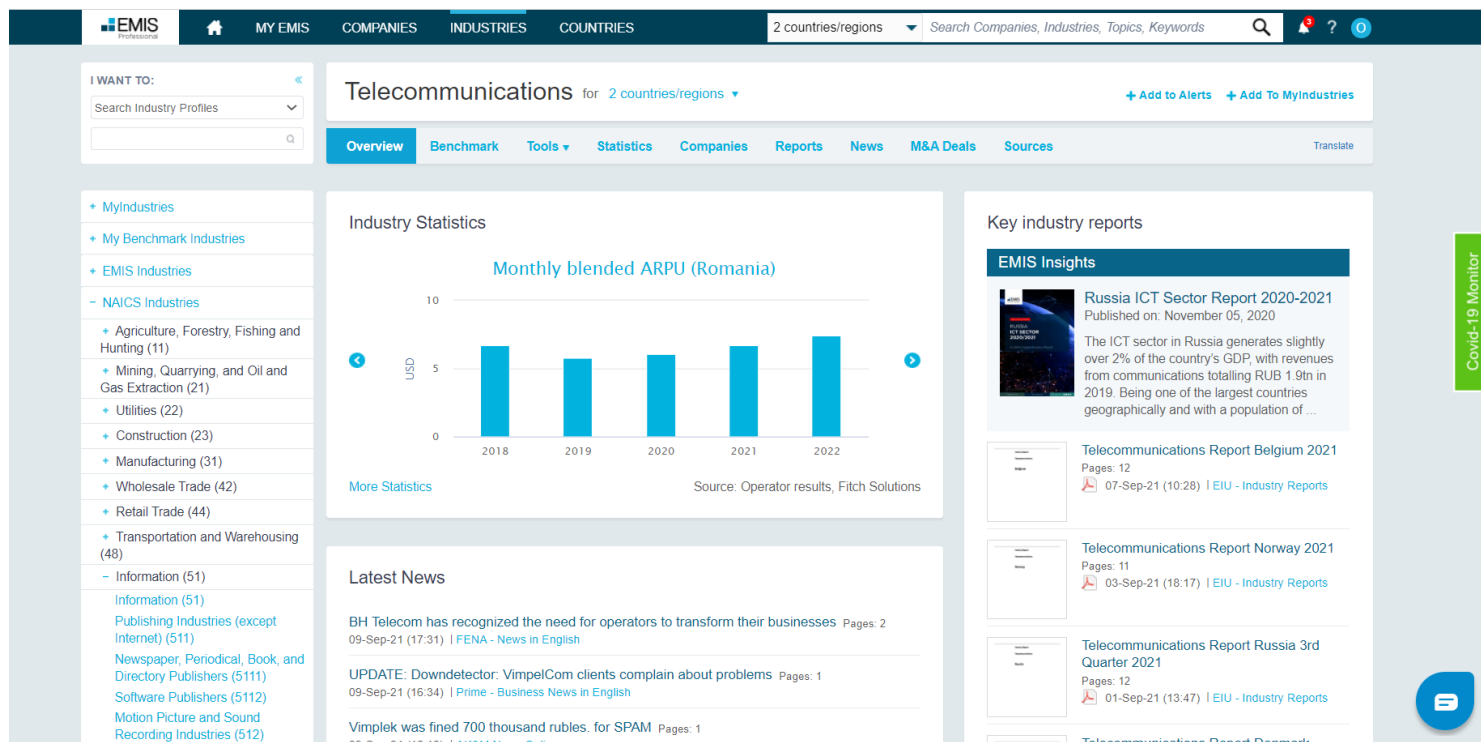
M&A Deals



## INDUSTRY DATA



CEIC EMIS REDD



## INDUSTRY DATA



## Industry reports



## Industry news



## Industry statistics



## Industry trends



## Industry Forecasts



## List of companies within industry

# MARKET DATA



ISI Emerging  
Markets Group

CEIC EMIS REDD



## Makroekonomia: Statystyki i prognozy

Dane Międzynarodowego Funduszu Walutowego za pośrednictwem CEIC Data

Główne wskaźniki Wszystkie wskaźniki Prognozy >>

Keyword - Search term

Polska Rocznie

Wyczyść Wszystkie Zwiń Wszystkie

- ☐ Real GDP: Y-o-Y Growth: Annual
- ☐ Real GDP 2014 Price: USD: Annual
- ☐ Nominal GDP: USD: Annual
- ☐ Gross Savings Rate: Annual
- ☐ Industrial Production Index: Y-o-Y Growth: Annual
- ☐ Government Debt: % of Nominal GDP: Annual
- ☐ Unemployment Rate: Annual
- ☐ Consumer Price Index: Y-o-Y Growth: Annual
- ☐ Producer Price Index: Y-o-Y Growth: Annual
- ☐ Total Exports: Y-o-Y Growth: Annual
- ☐ Total Imports: Y-o-Y Growth: Annual
- ☐ Trade Balance: USD: Annual
- ☐ Current Account Balance: % of Nominal GDP: Annual

### « Główne wskaźniki (Polska)

-1.43%  
Real GDP Growth  
(Q1 2021)

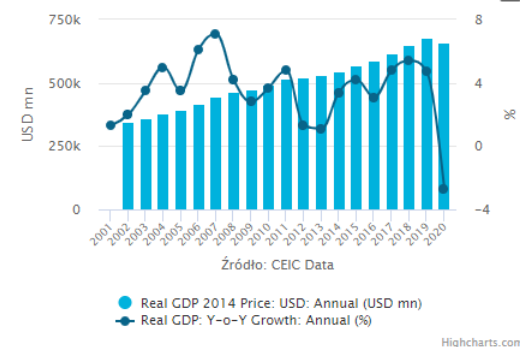
4.70%  
CPI: Y-o-Y Growth  
(May 2021)

0.10%  
Policy Rate  
(Jun 2021)

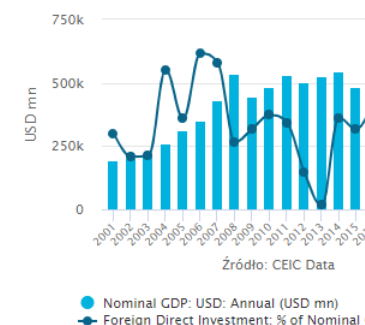
6.30%  
Unemployment Rate  
(Apr 2021)

FD

#### PKB



#### PKB i Bezpośrednie Inwestycje Zagraniczne (FDI)



#### Inflacja i bezrobocie



#### Wskaźnik produkcji przemysłowej (IPI) i Indeks c produkcyjnych (PPI)



## MARKET DATA



Market  
reports



Market  
news



Market  
statistics



Economic  
Overview



Forecasts



Equity  
Market

# HOW CAN EMIS HELP IN YOUR WORK?

---



ISI Emerging  
Markets Group

CEIG EMIS REDD

It provides detailed information on the financial situation of companies

It collects press releases, along with filters that make it easier to find information about selected keywords

Provides company news (including negative information, planned investments, mergers and acquisitions)

It contains reports and sector news that provide detailed knowledge about certain industry

## CONTACT

---



ISI Emerging  
Markets Group

CEIG EMIS REDD



**Marta Witczak**  
Account Manager CEE  
tel: +48 725 540 700  
[mwitczak@isimarkets.com](mailto:mwitczak@isimarkets.com)